

# How to upload the iBook presentation to your iPad



TAPESTRY Postsecondary  
Transition Program  
UNIVERSITY of ALASKA ANCHORAGE

The Center for Human Development

907-272-8270

www.uaa.alaska.edu/chd/tapestry

## Step 1

Tap on the  
Dropbox icon



## Step 2

Enter the username and  
password

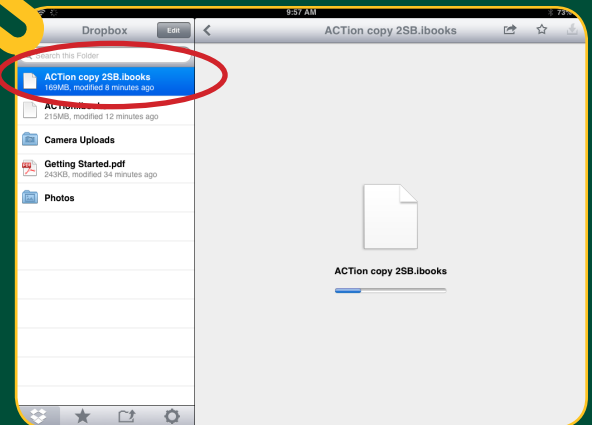
username: tapestrypresentation@gmail.com  
password: Opensesame (0 = zero)



## Step 3

Tap  
"ACTion copy 2SB"

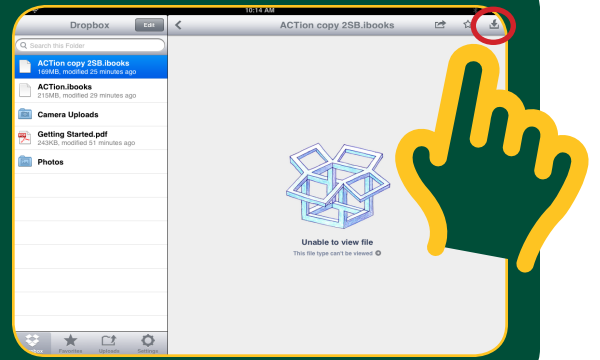
It will take some time to download.  
The speed will depend on the WiFi speed.



# Step 4

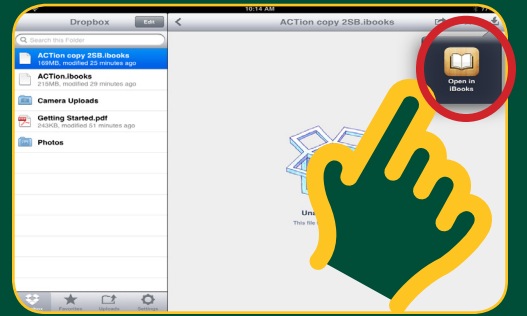
Tap on the "arrow down" icon

Don't worry that it says "unable to view file"



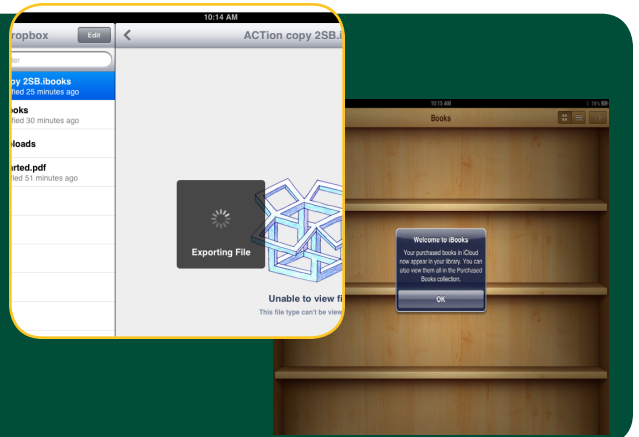
# Step 5

Tap "iBooks icon"



# Step 6

You will see a series of different screens, its okay.



# Step 7

The book will open automatically

